

# STOPLOGS

KWT®Stop Log type: KSL

## Application

KWT Stop Logs (KSL) are a modern version of a very traditional structure. The logs are designed to be lightweight to improve manual handling, and are much more durable than traditional materials such as timber. The logs can be used in various environments, can be built for various mounting methods and sizes and can also be lifted manually or mechanically.

## Operation

The stoplogs can either be used for isolation for maintenance, or for level control for low-flow applications.

They can be lifted using lifting poles which easily engage and disengage for ease of use, or using an automatic lifting beam and lifting davit.

The materials used for the stoplog ensure a long service life, durability against corrosion, excellent sealing and ease of operation. As the logs are very lightweight and do not swell in water, manual handling of relatively large stoplogs is possible.

## Benefits

The logs require virtually no maintenance.


Seals in both flow directions.

Fast and easy installation.

Aluminum stop logs can be stored in racks off site

HDPE guiding profiles ensure a smooth and effective sliding movement of the logs.

The EPDM sealing on every log can be easily replaced off-site when required.



## Specifications

Dimensions: see table

Operating pressure : operating height x 1 MWC

Operation method : manual lifting or lifting beam

Operation point : lifting points on each log

## Materials

Stop Logs (KSL) : Aluminum

Frame : SS 316

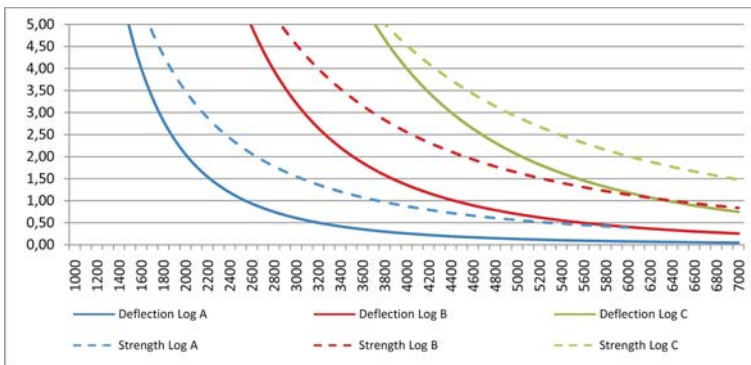

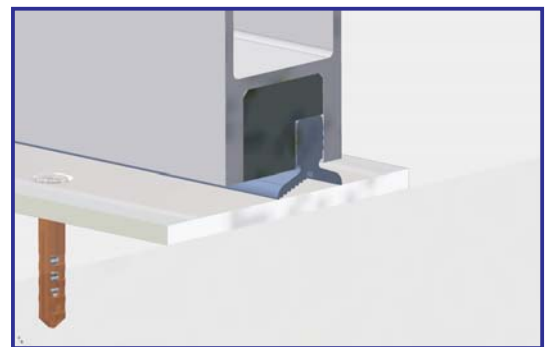


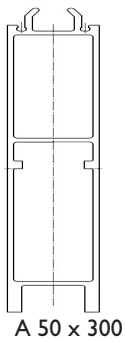
Sealing : EPDM shore 60A

**Other material on request.**

## KWT®Stop Log type: KSL

		Model A	Model B	Model C
<b>I<sub>x</sub></b>	<b>mm<sup>4</sup></b>	1.377.000	3.639.000	16.099.000
<b>W<sub>x</sub></b>	<b>mm<sup>3</sup></b>	55.100	80.800	214.600
<b>Lin exp.</b>	<b>K<sup>-1</sup></b>	0,000023	0,000023	0,000023
<b>Brinell</b>	<b>HB</b>	70	70	70
<b>weight/m</b>	<b>Kg</b>	8,51	7,26	11,17
<b>weight/m<sup>2</sup></b>	<b>Kg</b>	28,35	48,42	49,66
<b>E</b>	<b>N/mm<sup>2</sup></b>	70.000	70.000	70.000
<b>Sigma</b>	<b>N/mm<sup>2</sup></b>	95	95	95
<b>f</b>		150	150	150

Table: technical specification for log models A, B and C



Graph: deflection and strength against height and width

### Aluminium material specifications:

Tenacity:  $R_m > 215 \text{ N/mm}^2$

0.2% elongation limit  $> 160 \text{ N/mm}^2$

Brinellhardness  $HB = 70$

E-modulus  $E = 70.000 \text{ N/mm}^2$

### Aluminium Stop log models:

A50/300 Width: 50 mm Height: 300 mm

B90/150 Width: 90 mm Height: 150 mm

C150/225 Width: 150 mm Height: 225 mm

**Max length of all aluminium stop logs: 7000**

Supplied by  
**ACE** AQUATIC  
 CONTROL  
 ENGINEERING LTD  
 HALL FARM, MAIN STREET, RAMPTON, NOTTS,  
 DN22 0HR.  
 PHONE 01777 249080, FAX 01777 249069  
 WWW.AQUATICCONTROL.CO.UK  
 EMAIL: INFO@AQUATICCONTROL.CO.UK